




# How to Fold the Booklet




1. Cut around the border.




2. Cut along the dotted line.



3. Open out the page.



4. Fold so the long edges touch.



5. Push open and crease the folds.




6. The booklet is ready!

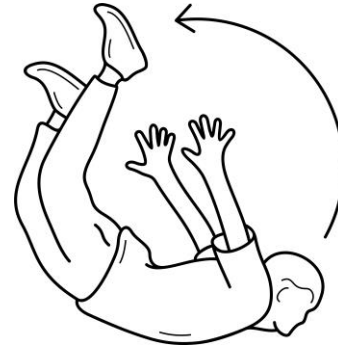
The flower  
is red.



The bird  
flaps its  
wings.



He can do  
a flip.



He has the  
flu.




Flags are  
flapping

fl fl fl

fl-



\_\_\_\_\_ 's  
book.



The tower  
has a flag.



The flame  
is hot.