




How to Fold the Booklet




1. Cut around the border.




2. Cut along the dotted line.



3. Open out the page.



4. Fold so the long edges touch.




5. Push open and crease the folds.



6. The booklet is ready!

Here is my
dog.



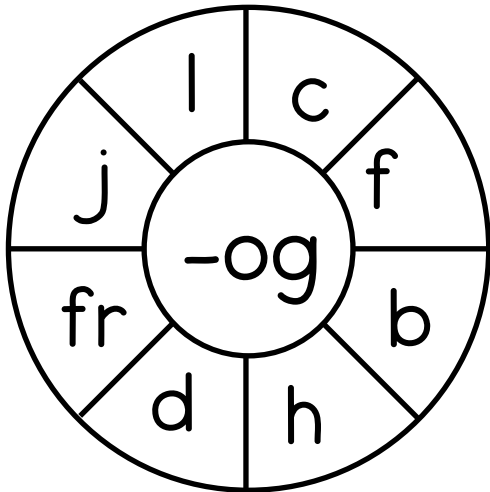
He likes to
jog.




It is an old
log.




Can you see
the hog?



_____ 's
book.



I see a
frog.



This is a
cog.