




# How to Fold the Booklet




1. Cut around the border.




2. Cut along the dotted line.



3. Open out the page.



4. Fold so the long edges touch.



5. Push open and crease the folds.



6. The booklet is ready!

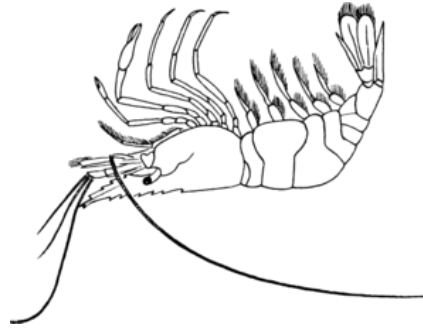
We played  
a prank.



He prays.



A prawn  
swims.




The boy wins  
a prize.



Presents and  
prizes

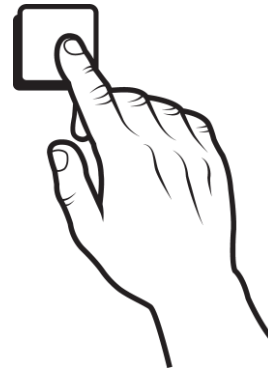
pr pr pr



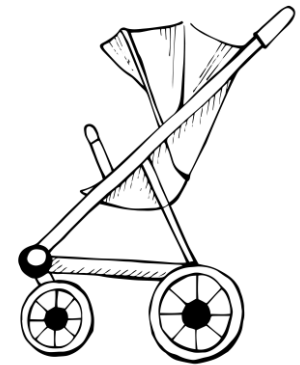
pr-



\_\_\_\_\_ 's  
book.



I press  
the button.



This is the  
baby's pram.