

# Multiplication and Division Fact Families [1]

## MAD (Multiplication and Division) Triangles

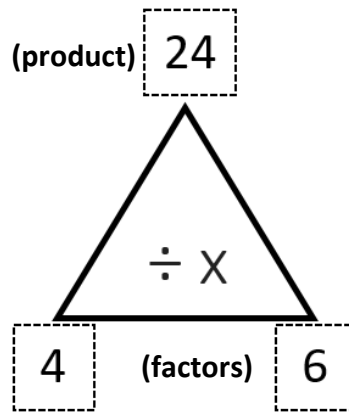
Multiplication and Division are the opposite of one another. This means we can use one to work out the other.

For example:

If we know  $6 \times 4 = 24$

...we know...

$24 \div 6 = 4$  and  $24 \div 4 = 6$



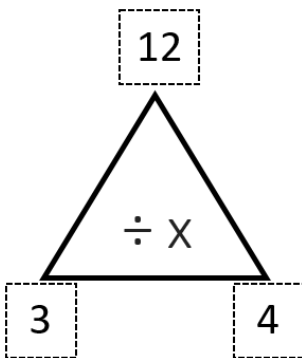
$$4 \times 6 = 24$$

$$6 \times 4 = 24$$

$$24 \div 4 = 6$$

$$24 \div 6 = 4$$

Use the MAD Triangles to complete the fact families.

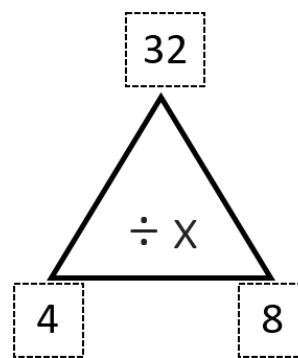


$$\underline{\quad} \times \underline{\quad} = \underline{\quad}$$

$$\underline{\quad} \times \underline{\quad} = \underline{\quad}$$

$$\underline{\quad} \div \underline{\quad} = \underline{\quad}$$

$$\underline{\quad} \div \underline{\quad} = \underline{\quad}$$



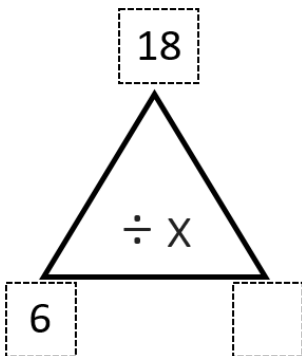
$$\underline{\quad} \times \underline{\quad} = \underline{\quad}$$

$$\underline{\quad} \times \underline{\quad} = \underline{\quad}$$

$$\underline{\quad} \div \underline{\quad} = \underline{\quad}$$

$$\underline{\quad} \div \underline{\quad} = \underline{\quad}$$

The following MAD triangles are missing either the product or one of the factors. Fill them in and then complete the fact families.

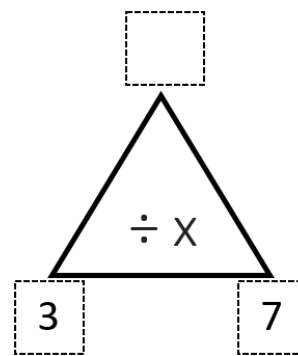


$$\underline{\quad} \times \underline{\quad} = \underline{\quad}$$

$$\underline{\quad} \times \underline{\quad} = \underline{\quad}$$

$$\underline{\quad} \div \underline{\quad} = \underline{\quad}$$

$$\underline{\quad} \div \underline{\quad} = \underline{\quad}$$



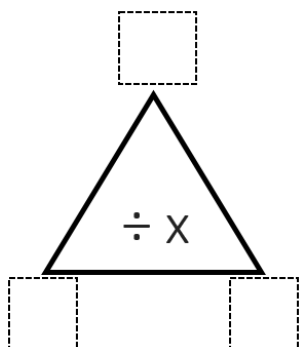
$$\underline{\quad} \times \underline{\quad} = \underline{\quad}$$

$$\underline{\quad} \times \underline{\quad} = \underline{\quad}$$

$$\underline{\quad} \div \underline{\quad} = \underline{\quad}$$

$$\underline{\quad} \div \underline{\quad} = \underline{\quad}$$

Complete your own MAD Triangles and matching fact families.

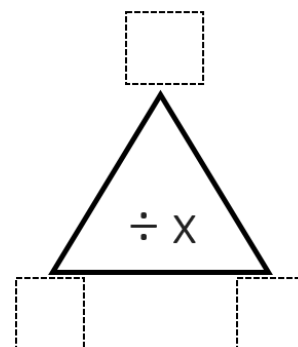


$$\underline{\quad} \times \underline{\quad} = \underline{\quad}$$

$$\underline{\quad} \times \underline{\quad} = \underline{\quad}$$

$$\underline{\quad} \div \underline{\quad} = \underline{\quad}$$

$$\underline{\quad} \div \underline{\quad} = \underline{\quad}$$



$$\underline{\quad} \times \underline{\quad} = \underline{\quad}$$

$$\underline{\quad} \times \underline{\quad} = \underline{\quad}$$

$$\underline{\quad} \div \underline{\quad} = \underline{\quad}$$

$$\underline{\quad} \div \underline{\quad} = \underline{\quad}$$