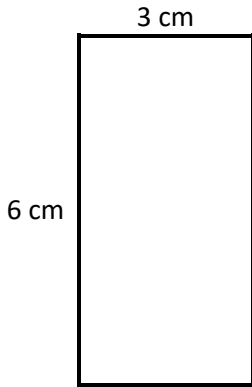


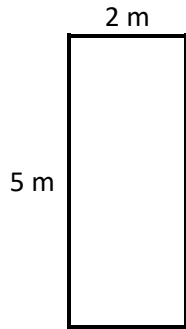
Calculating Area

Area = Length x Width

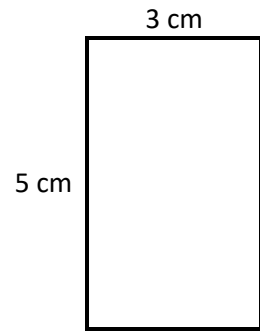
Multiply the length by the width of the following shapes to calculate the area.



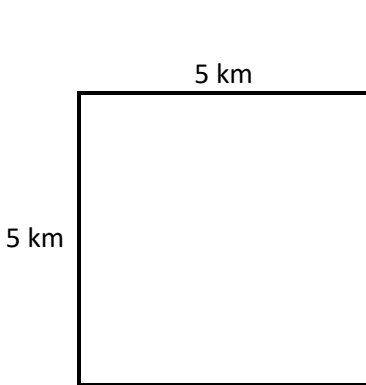
Area = _____ cm^2



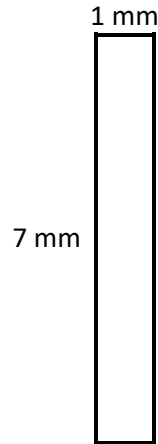
Area = _____ m^2



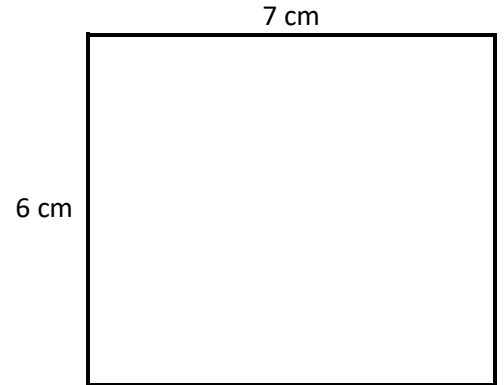
Area = _____ cm^2



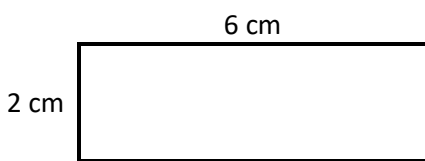
Area = _____ km^2



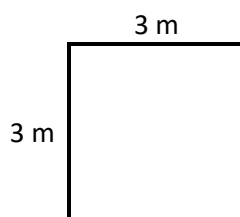
Area = _____ mm^2



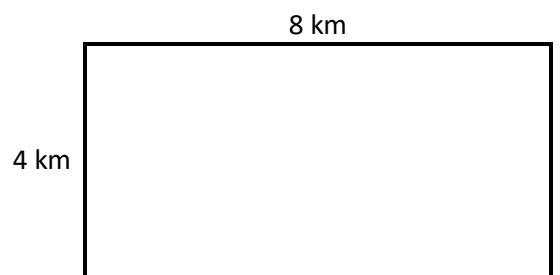
Area = _____ cm^2



Area = _____ cm^2



Area = _____ m^2



Area = _____ km^2

Draw a shape with an area of:

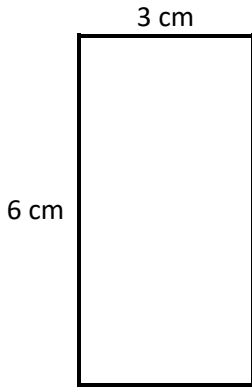
- a) 16 cm^2 b) 8 cm^2



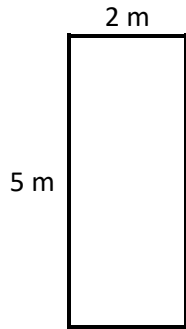
Calculating Area **Answers**

$$\text{Area} = \text{Length} \times \text{Width}$$

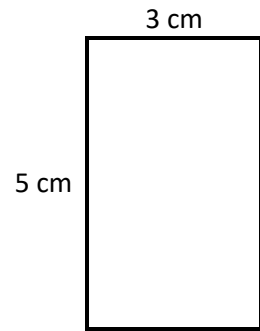
Multiply the length by the width of the following shapes to calculate the area.



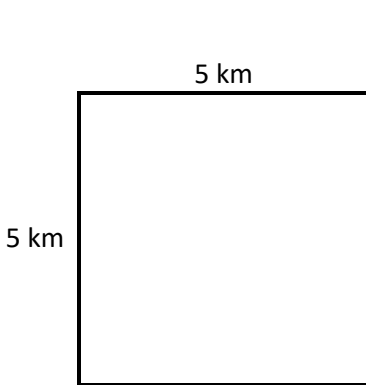
$$\text{Area} = 18 \text{ cm}^2$$



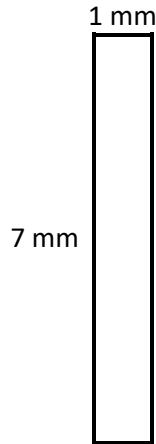
$$\text{Area} = 10 \text{ m}^2$$



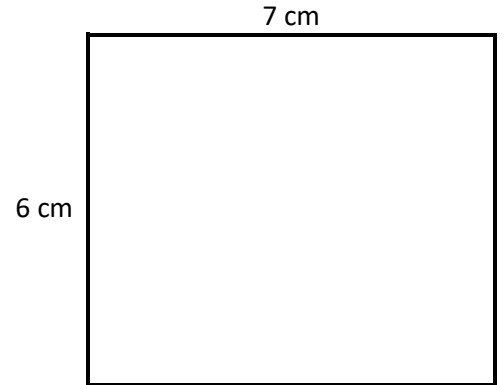
$$\text{Area} = 15 \text{ cm}^2$$



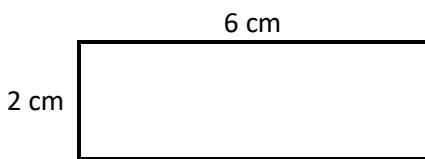
$$\text{Area} = 25 \text{ km}^2$$



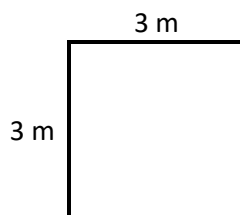
$$\text{Area} = 7 \text{ mm}^2$$



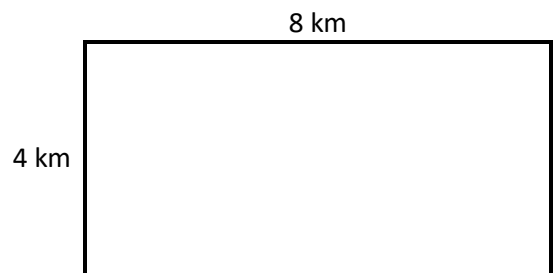
$$\text{Area} = 42 \text{ cm}^2$$



$$\text{Area} = 12 \text{ cm}^2$$



$$\text{Area} = 9 \text{ m}^2$$



$$\text{Area} = 32 \text{ km}^2$$

Draw a shape with an area of:

- a)** 16 cm^2 **b)** 8 cm^2

