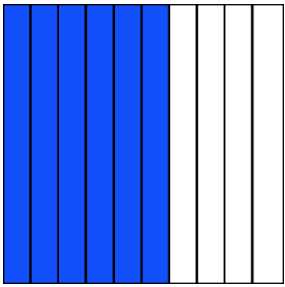
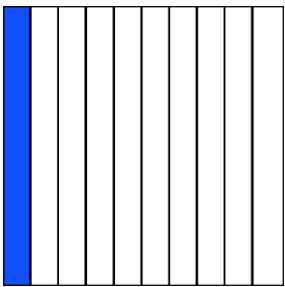

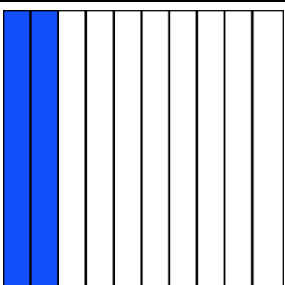

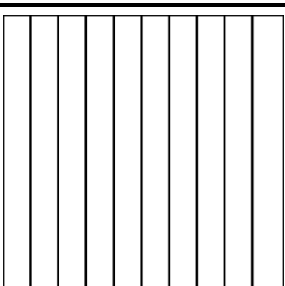
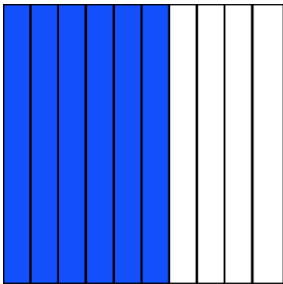

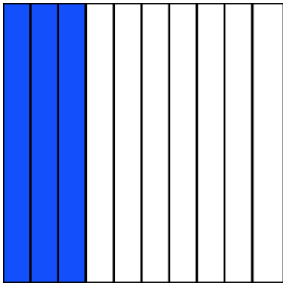
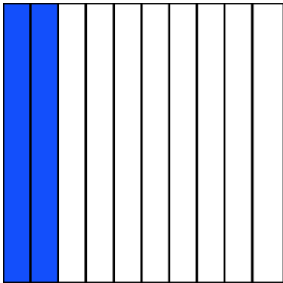




Linking Fractions and Decimals

Model	Fraction	Decimal
		
		
		
		
		0.4
		0.8

Linking Fractions and Decimals Answers

Model	Fraction	Decimal
	$\frac{6}{10}$	0.6
	$\frac{1}{10}$	0.1
	$\frac{3}{10}$	0.3
	$\frac{2}{10}$	0.2
	$\frac{4}{10}$	0.4
	$\frac{8}{10}$	0.8