
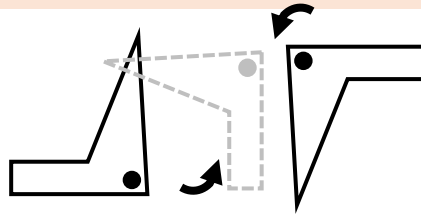



Half Turns and Quarter Turns




Quarter Turn



Half Turn



Clockwise

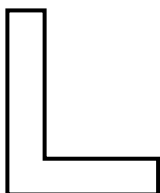


Anti-clockwise

Show how far the following shapes have turned by circling 'quarter' or 'half'.
If it was a quarter turn, indicate whether it was clockwise or anti-clockwise.

Start	Finish	Turn	Direction
		quarter	half
		quarter	half
		quarter	half
		quarter	half
		quarter	half
		quarter	half

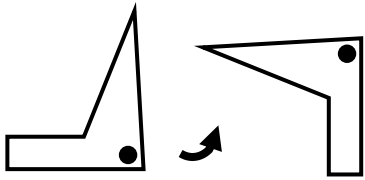
Draw this shape after a **half turn**:



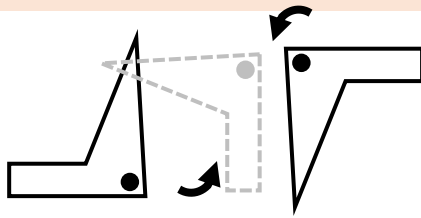
Draw this shape after a **quarter turn clockwise**:




Half Turns and Quarter Turns **Answers**




Quarter Turn



Half Turn



Clockwise


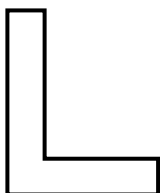


Anti-clockwise

Show how far the following shapes have turned by circling 'quarter' or 'half'.
If it was a quarter turn, indicate whether it was clockwise or anti-clockwise.

Start	Finish	Turn	Direction
		quarter	half clockwise
		quarter	half
		quarter	half anti-clockwise
		quarter	half
		quarter	half clockwise
		quarter	half anti-clockwise

Draw this shape after a **half turn**:



Draw this shape after a **quarter turn clockwise**:

