




How to Fold the Booklet




1. Cut around the border.




2. Cut along the dotted line.



3. Open out the page.



4. Fold so the long edges touch.

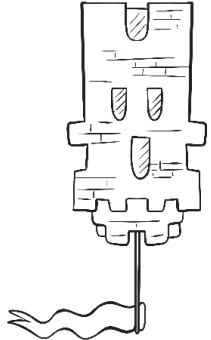


5. Push open and crease the folds.



6. The booklet is ready!


A flag is up
up on top.



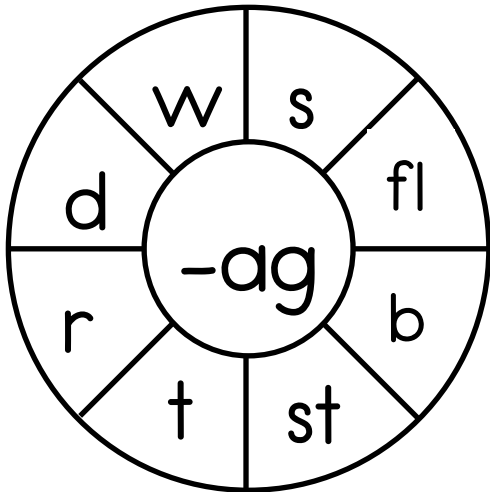
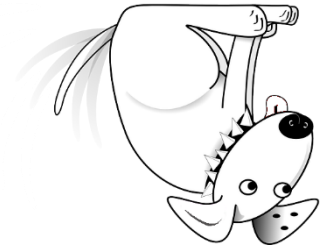
Here is a
rag.



A tag is on
the teddy.



The dog
wags
her tail.




-ag



_____ 's
book.



My mum has
a bag.



I see a
stag.