




# How to Fold the Booklet




1. Cut around the border.




2. Cut along the dotted line.



3. Open out the page.



4. Fold so the long edges touch.

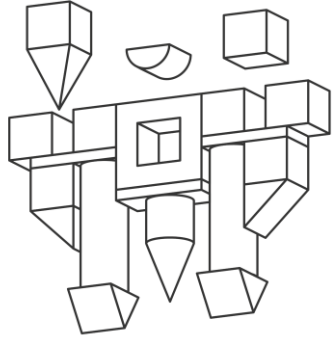


5. Push open and crease the folds.



6. The booklet is ready!


We play  
with blocks.



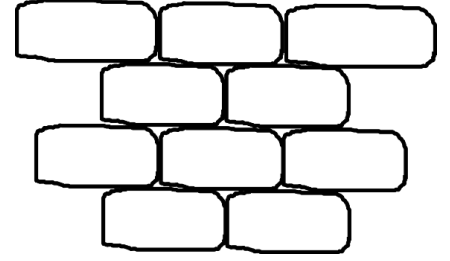
A duck is  
on the lake.



He pulls a  
sack.




The wall is  
made of  
brick.



Stack the  
blocks

ck ck ck



-ck



-ock



-ick



-ack



-eck




-uck

\_\_\_\_\_ 's book.



The boy  
feels sick.



The birds  
peck the  
seed.