




# How to Fold the Booklet




1. Cut around the border.




2. Cut along the dotted line.




3. Open out the page.



4. Fold so the long edges touch.

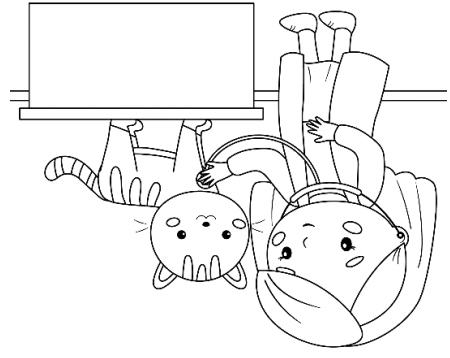


5. Push open and crease the folds.

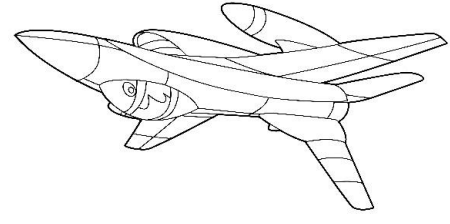


6. The booklet is ready!

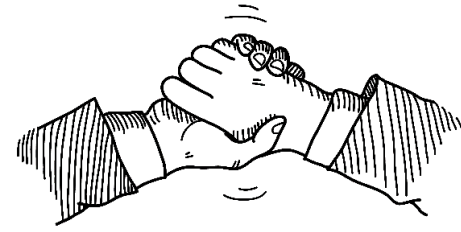
She is a  
vet.



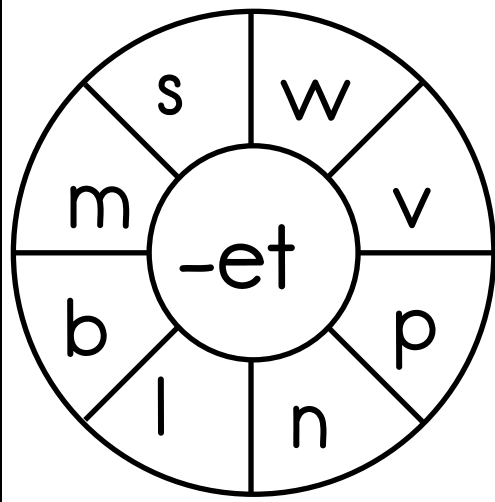
A jet is in  
in the sky.




I met a  
friend.



It is a wet  
day.




-et



\_\_\_\_\_ 's  
book.



I have a  
pet dog.



This is a  
net.