




# How to Fold the Booklet




1. Cut around the border.




2. Cut along the dotted line.



3. Open out the page.



4. Fold so the long edges touch.



5. Push open and crease the folds.

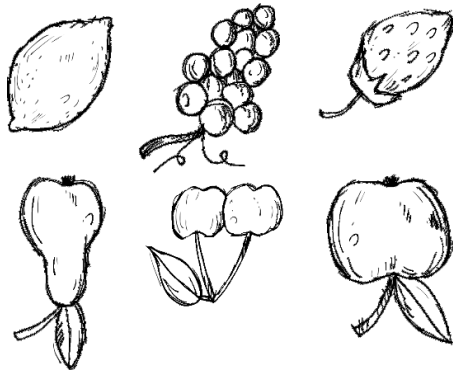


6. The booklet is ready!


They are  
friends.




I like to  
eat fruit.



He has ten  
freckles.




I throw the  
frisbee.




Fruit in the  
fridge

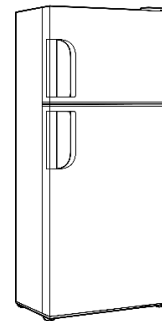
fr fr fr




fr -



\_\_\_\_\_ 's  
book.



There is  
food in  
the fridge.



A frog can  
hop.