




How to Fold the Booklet




1. Cut around the border.




2. Cut along the dotted line.




3. Open out the page.



4. Fold so the long edges touch.



5. Push open and crease the folds.

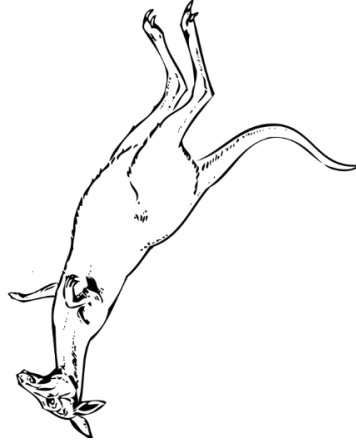


6. The booklet is ready!


hen



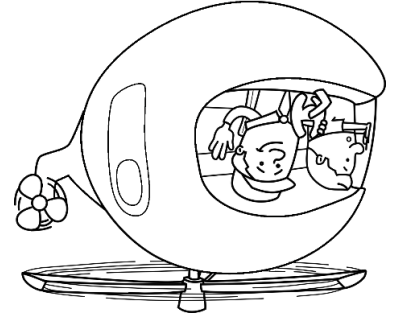
dog



hot




helicopter



h h h h
H H H H

Hats in the house

H h




_____ 's

book.



hug



hippo