




How to Fold the Booklet




1. Cut around the border.




2. Cut along the dotted line.



3. Open out the page.



4. Fold so the long edges touch.




5. Push open and crease the folds.



6. The booklet is ready!

I like to ski.



This is an
old skull.



She has a
green skirt.



I can skip.

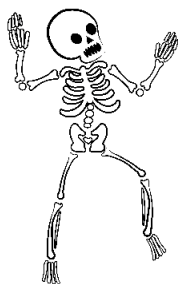


Skiing
skeletons

sk sk sk



sk-



_____ 's
book.



I see a
skunk.



These are
skates.