




How to Fold the Booklet




1. Cut around the border.




2. Cut along the dotted line.



3. Open out the page.



4. Fold so the long edges touch.

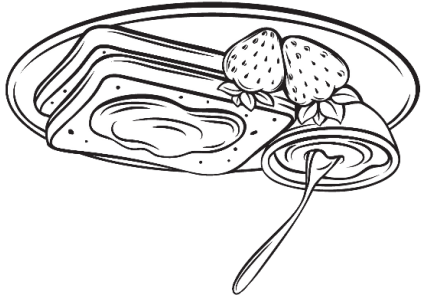


5. Push open and crease the folds.



6. The booklet is ready!

I have a
snacks.



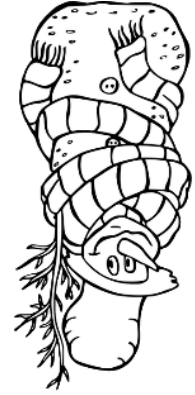
A big sneeze!



A snail is in
the grass.




We make a
snowman.




Sneezing
snowmen


sn sn sn




sn-



_____ 's
book.



I see a
snake.



Sniff sniff!