




# How to Fold the Booklet




1. Cut around the border.




2. Cut along the dotted line.



3. Open out the page.



4. Fold so the long edges touch.



5. Push open and crease the folds.



6. The booklet is ready!

The man is  
a spy.




The dog has  
black spots.



He spins the  
ball.




I see a  
spider.



Spots on the  
spider

sp sp sp



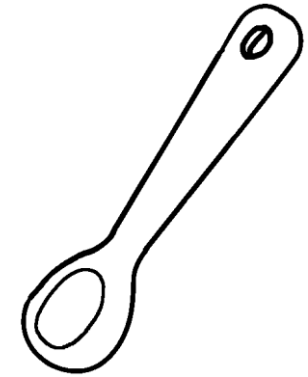
sp-



\_\_\_\_\_ 's  
book.



He speaks  
on the phone.



I use a  
spoon.