




How to Fold the Booklet




1. Cut around the border.




2. Cut along the dotted line.




3. Open out the page.



4. Fold so the long edges touch.



5. Push open and crease the folds.




6. The booklet is ready!


Twinkle,
twinkle.




Here is
some twine.



Tim and Tina
are twins.



A twig
snaps off.




Twirling twigs

tw tw tw




tw-




_____ 's

book.



10... 11...
twelve.



There is a
twist in the
rope.