




How to Fold the Booklet




1. Cut around the border.




2. Cut along the dotted line.



3. Open out the page.



4. Fold so the long edges touch.



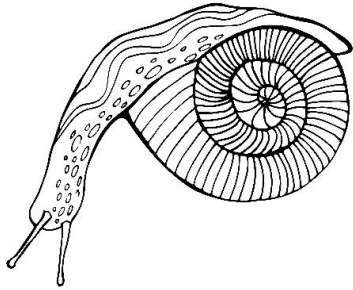
5. Push open and crease the folds.



6. The booklet is ready!

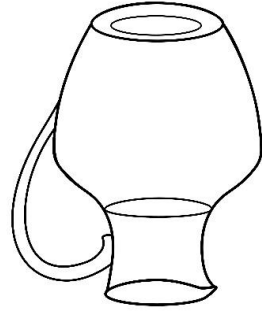
slug.

I see a



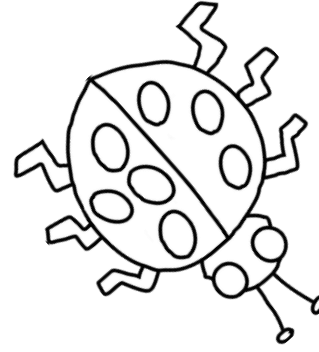
jug.

Here is the



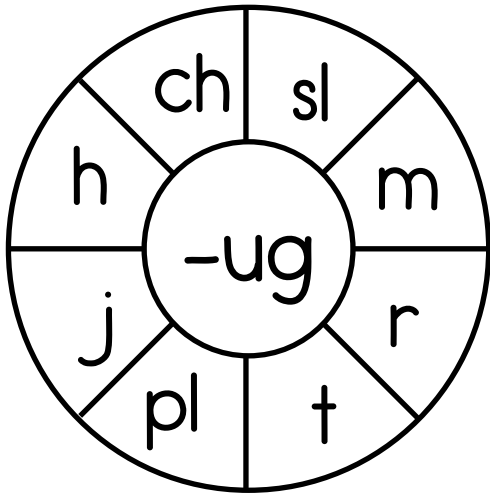

a bug.

There goes




plug.

Put in the




-ug



's

book.



The dog tugs.



The mug is hot.