




# How to Fold the Booklet




1. Cut around the border.




2. Cut along the dotted line.



3. Open out the page.



4. Fold so the long edges touch.




5. Push open and crease the folds.




6. The booklet is ready!


She is a  
nun.



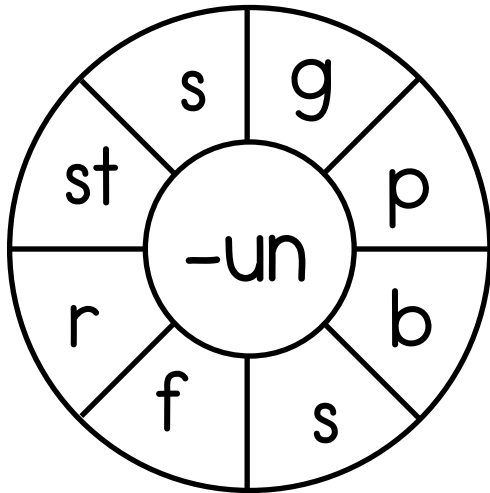
The bunny  
is little.




The sun is  
hot.



He has fun!




-un



\_\_\_\_\_ 's  
book.



He can run.



I want 2  
buns.