




# How to Fold the Booklet




1. Cut around the border.




2. Cut along the dotted line.



3. Open out the page.



4. Fold so the long edges touch.



5. Push open and crease the folds.

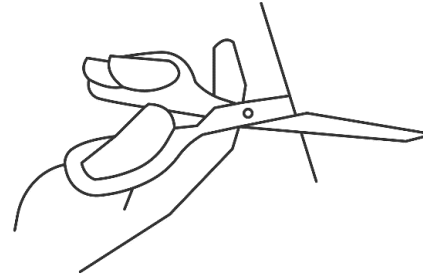


6. The booklet is ready!

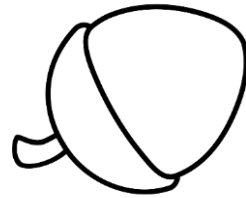
She shut  
the door.




I cut the  
paper.




Here is a  
nut.



I want to  
play, but I  
have to work.




Mutt dog  
runs off.



I see a hut.

-ut



\_\_\_\_\_ 's  
book.

