


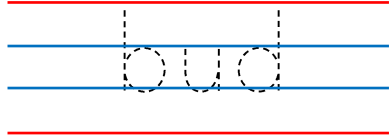








Identifying Initial Sounds




CVC Words Sheet 4

Say each word. Write the beginning sounds.	Join the sounds together to make a new word.	Draw.
---	---	-------



 _____	 _____	 _____		
--	--	--	---	--

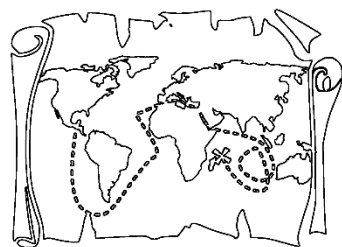
 _____	 _____	 _____	_____ _____ _____	
--	--	--	-------------------------	--

 _____	 _____	 _____	_____ _____ _____	
--	--	--	-------------------------	--

 _____	 _____	 _____	_____ _____ _____	
--	--	--	-------------------------	--


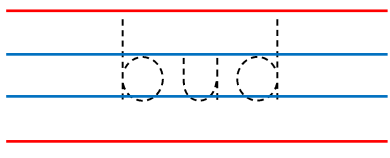






Say. Write. Draw a picture to match each of the three sounds. One has been done for you.

		_____ _____	_____ _____
---	---	----------------	----------------



	_____ _____	_____ _____	_____ _____
---	----------------	----------------	----------------

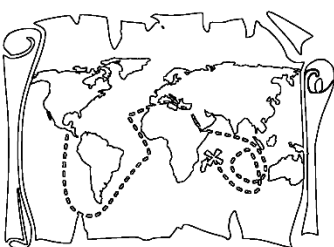
Identifying Initial Sounds **Answers**

CVC Words Sheet 4

Say each word. Write the beginning sounds.	Join the sounds together to make a new word.	Draw.
 <p>b u d</p>		<p>bud</p>
 <p>t a g</p>		<p>tag</p>
 <p>c o p</p>		<p>cop</p>
 <p>k i t</p>		<p>kit</p>

Say. Write. Draw a picture to match each of the three sounds. One has been done for you.

			
	<p>f</p>	<p>a</p>	<p>n</p>

			
	<p>m</p>	<p>a</p>	<p>p</p>