


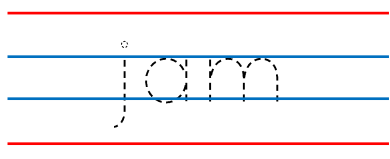










# Identifying Initial Sounds





## CVC Words Sheet 6

Say each word. Write the beginning sounds.	Join the sounds together to make a new word.	Draw.
---	---	-------



 _____	 _____	 _____	
--	--	--	---


 _____	 _____	 _____	
--	--	--	---

 _____	 _____	 _____	
--	--	--	--

 _____	 _____	 _____	
--	--	--	---


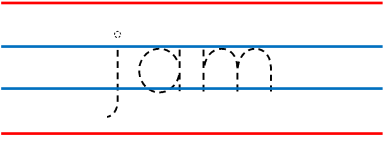






Say. Write. Draw a picture to match each of the three sounds. One has been done for you.

	 m	_____ _____	_____ _____
---	--	----------------	----------------



	_____ _____	_____ _____	_____ _____
---	----------------	----------------	----------------


# Identifying Initial Sounds **Answers**

## CVC Words Sheet 6

Say each word. Write the beginning sounds.	Join the sounds together to make a new word.	Draw.
 <b>j a m</b>		<b>jam</b>
 <b>b i t</b>		<b>bit</b>
 <b>w i n</b>		<b>win</b>
 <b>l a p</b>		<b>lap</b>

Say. Write. Draw a picture to match each of the three sounds. One has been done for you.

			
	<b>m</b>	<b>e</b>	<b>n</b>

			
	<b>s</b>	<b>u</b>	<b>n</b>