




Spelling Activities: Middle Set 1



<p>Criss Cross Find common letters to join your spelling words.</p> <p style="text-align: center;">h s t a n d n d</p>	<p>Blue Vowels Write out your spelling words. Use blue for vowels and red for consonants.</p> <p style="text-align: center;">s t a n d w a n d</p>	<p>Draw It Write down and then draw each of your spelling words.</p> <p style="text-align: center;">  w a n d </p>	<p>Build a House Draw a house using only your spelling words.</p> <p style="text-align: center;"> hand stand second send wand mend pin pretend </p>				
<p>Bubble Write Write out each of your spelling words in bubble writing.</p> <p style="text-align: center;">hand</p>	<p>Pyramid Words Start with the first letter. Keep adding letters until you create a pyramid.</p> <p style="text-align: center;">w w a w a n w a n d</p>	<p>Alphabetical Order Write each spelling word in alphabetical order.</p> <p style="text-align: center;"> hand ↓ second stand ↓ wand </p>	<p>How Much? If a=\$1, b=\$2, c=\$3 and so on, how much is each word worth?</p> <p style="text-align: center;"> \$8 \$14 ↑ ↑ h a n d = \$27 ↓ ↓ \$1 \$4 </p>				
<p>Rainbow Write Write each spelling word using different colours.</p> <p style="text-align: center;">  w a n d </p>	<p>Dictionary Search Find your spelling words in the dictionary. Write down the meaning.</p> <p>wand – (noun) a long, thin stick</p>	<p>Syllable Sort Sort your spelling words by number of syllables.</p> <table border="1" style="margin-left: auto; margin-right: auto;"> <tr> <td style="text-align: center;">1 syllable</td> <td style="text-align: center;">2 syllables</td> </tr> <tr> <td style="text-align: center;">h a n d w a n d</td> <td style="text-align: center;">s e c o n d</td> </tr> </table>	1 syllable	2 syllables	h a n d w a n d	s e c o n d	<p>Write a Song Write a song using as many of your spelling words as you can.</p> <p style="text-align: right;">  </p>
1 syllable	2 syllables						
h a n d w a n d	s e c o n d						