


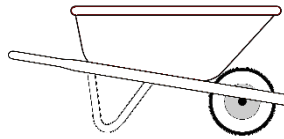
Estimating a Litre

Circle to show whether the capacity would be less than, equal to, or greater than 1 litre.



Spoon

Less than 1L
Approximately 1L
More than 1L



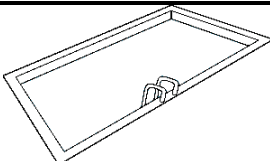
Wheelbarrow

Less than 1L
Approximately 1L
More than 1L



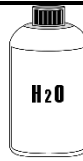
Milk carton

Less than 1L
Approximately 1L
More than 1L



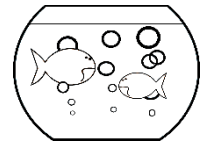
Pool

Less than 1L
Approximately 1L
More than 1L



Water bottle

Less than 1L
Approximately 1L
More than 1L




Fishbowl

Less than 1L
Approximately 1L
More than 1L



Watering can

Less than 1L
Approximately 1L
More than 1L



4 cans of drink

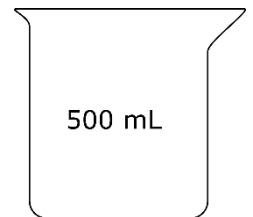

Less than 1L
Approximately 1L
More than 1L



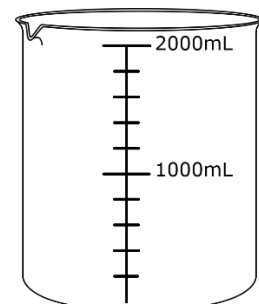
Glass

Less than 1L
Approximately 1L
More than 1L

If 2 glasses of water filled this container...




...how many glasses of water would it take to fill this container? Explain.



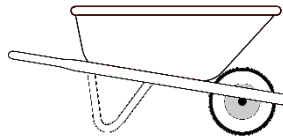
Estimating a Litre **Answers**

Circle to show whether the capacity would be less than, equal to, or greater than 1 litre.



Spoon

- Less than 1L
- Approximately 1L
- More than 1L



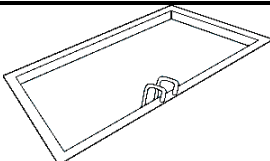
Wheelbarrow

- Less than 1L
- Approximately 1L
- More than 1L



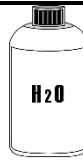
Milk carton

- Less than 1L
- Approximately 1L
- More than 1L



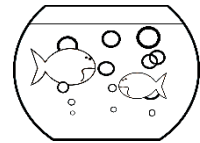
Pool

- Less than 1L
- Approximately 1L
- More than 1L



Water bottle

- Less than 1L
- Approximately 1L
- More than 1L




Fishbowl

- Less than 1L
- Approximately 1L
- More than 1L



Watering can

- Less than 1L
- Approximately 1L
- More than 1L



4 cans of drink

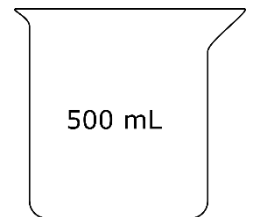

- Less than 1L
- Approximately 1L
- More than 1L




Glass

- Less than 1L
- Approximately 1L
- More than 1L

If 2 glasses of water filled this container...



...how many glasses of water would it take to fill this container? Explain.



8 glasses

