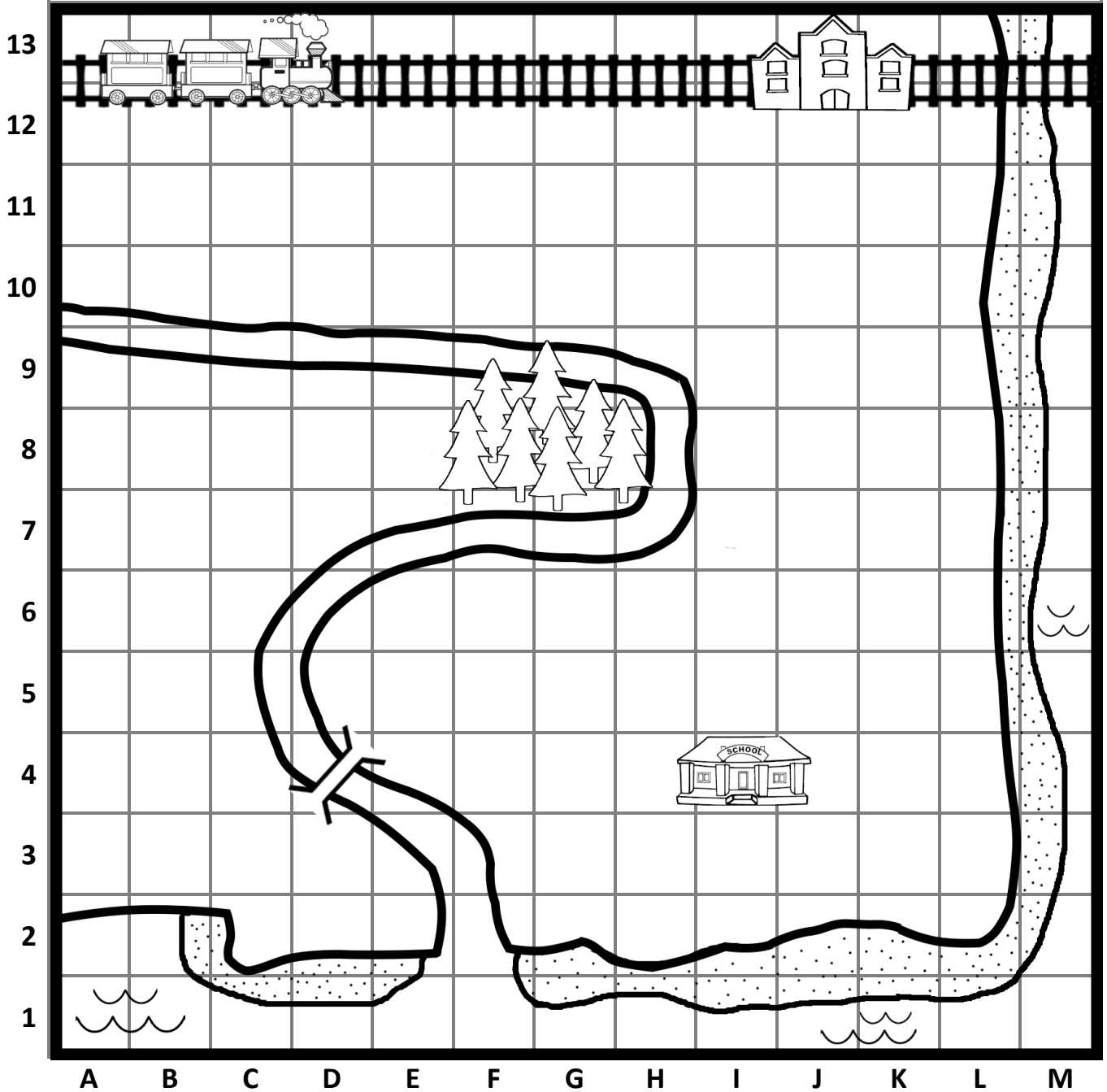


Build a Town!

Follow the instructions on the next page to build your own town.

Town Name: _____



Key:

train station	house	ice cream shop	police station	pier	lighthouse	beach	beach resort	
school	playground	pizza shop	hospital	forest	campground	bridge	post office	bank

Step 1: Follow the instructions to start creating your town. Check off each as you complete.

Draw **houses** at **I8, F6, H6, A8, C7**

Draw a **campground** at **E8**

Draw the **police station** at **D11**

Draw the **lighthouse** at **H2**

Draw the **ice cream shop** at **H11**

Draw the **pier** at **M3**

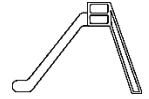
Draw the **bank** at **F11**

Draw the **pizza shop** at **I11**

Draw the **hospital** at **K6**

Draw another **forest** at **A10 & A11**

Step 2:



Think about the best location for:

post office

beach resort

playground

Draw them on the map. Then describe each location and explain why you chose it.

I placed the **post office** at _____ because:

I placed the **beach resort** at _____ because:

I placed the **playground** at _____ because:

Step 3: Choose one more thing you'd like to add to your town.

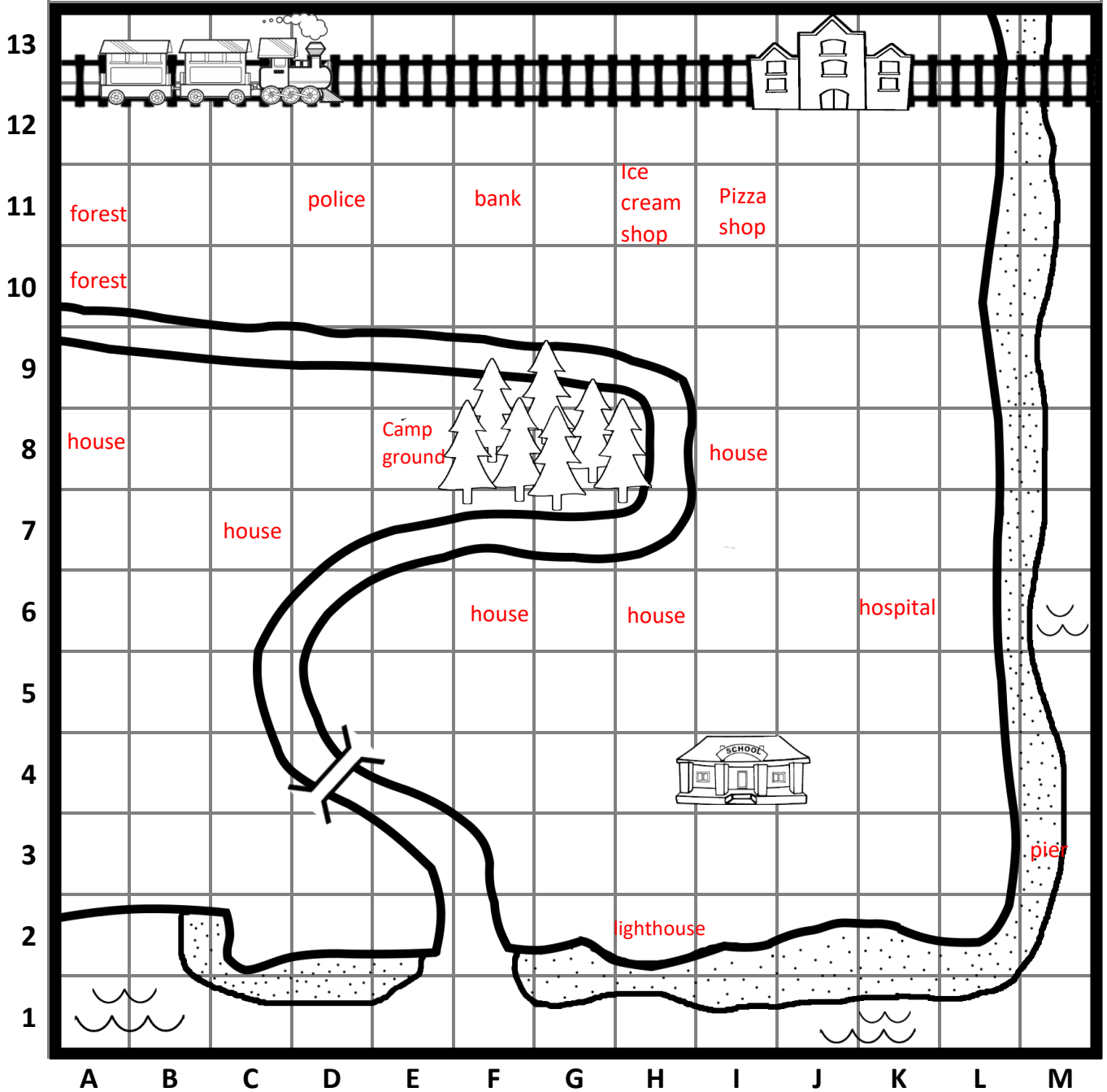
I will add a _____ at _____.

I chose this spot because:





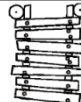
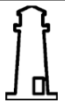












Build a Town! Answers

Follow the instructions on the next page to build your own town.

Town Name: _____



Key:

								
train station	house	ice cream shop	police station	pier	lighthouse	beach	beach resort	
								
school	playground	pizza shop	hospital	forest	campground	bridge	post office	bank