




How to Fold the Booklet




1. Cut around the border.




2. Cut along the dotted line.



3. Open out the page.



4. Fold so the long edges touch.



5. Push open and crease the folds.




6. The booklet is ready!

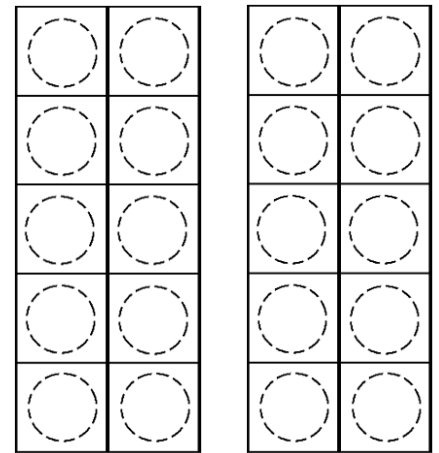
Draw 14 stars.

13	13	13
14	14	14
15	15	15
16	16	16
17	17	17
18	18	18
19	19	19
20	20	20
21	21	21
22	22	22
23	23	23
24	24	24

Circle the 14s!

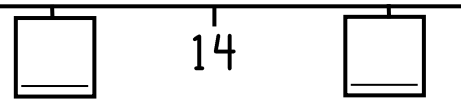


Colour 14 suns.

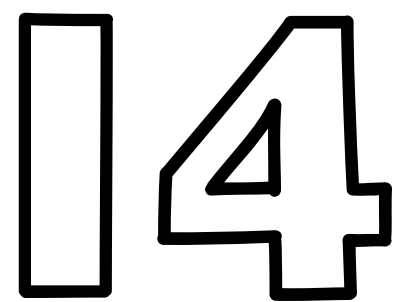


Colour 14 circles.

Complete the number line.



Let's learn the number...



Trace

fourteen
fourteen
fourteen

Trace

14, 14, 14
14, 14, 14