




How to Fold the Booklet




1. Cut around the border.




2. Cut along the dotted line.



3. Open out the page.



4. Fold so the long edges touch.



5. Push open and crease the folds.




6. The booklet is ready!

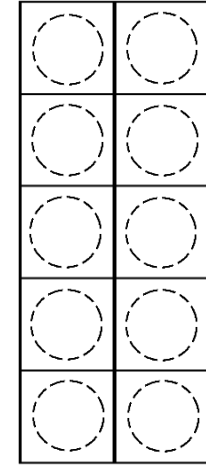
Draw 5 balls.

4 5 5
6 5 4
7 2 3
8 5 7
9 5 0
5 4 3
8 5 7

Circle the 5s!



Colour 5 suns.



Colour 5 circles.

Draw 5 dogs.

**Let's learn
the number...**



Trace

five

five

five

Trace

5, 5, 5, 5

5, 5, 5, 5