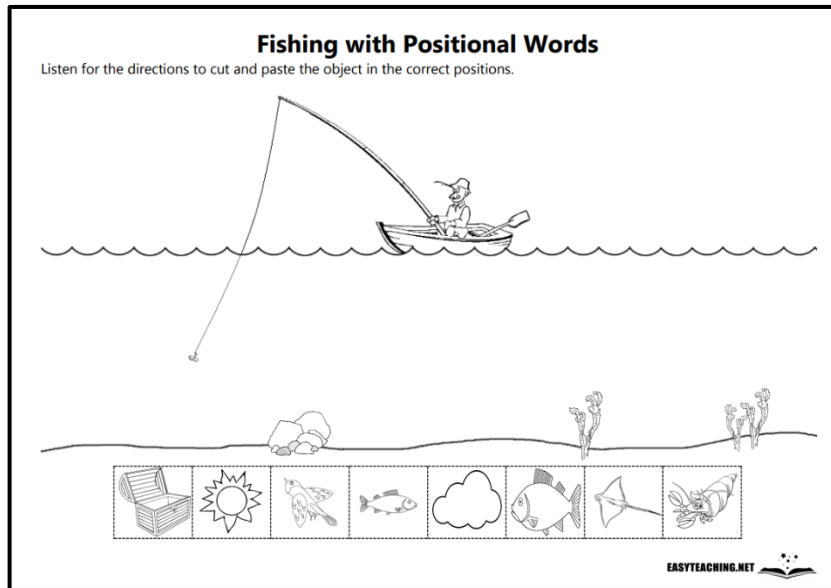


Fishing with Positional Words

Give each student a copy of the Fishing with Positional Words worksheet. Have students cut out each object so they are ready to cut and paste.

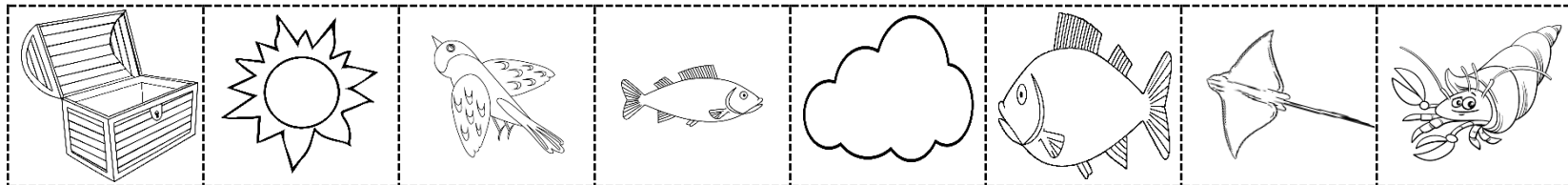



Read the following instructions to the students, pausing where needed.

1. Glue the sun in the **top left** of the picture.
2. Glue the large fish **below** the boat.
3. Glue the crab **between** the seaweed.
4. Glue the small fish **beside** the hook and **below** the sun.
5. Glue the chest **on** the rocks.
6. Glue the cloud **in front of** the sun.
7. Glue the stingray **above** the crab.
8. Glue the bird **to the right** of the cloud.
9. Draw gold treasure **in** the chest.


Fishing with Positional Words

Listen for the directions to help paste the objects in the correct positions.



Fishing with Positional Words **Answers**

Listen for the directions to cut and paste the object in the correct positions.



--	--	--	--	--	--	--	--