


# Reading a Timetable


Use the timetable below to answer the questions.



Morning Service		Montville to Clapham				
Monday to Friday						
Montville		0524	0554	0624	0654	0724
Burleigh		0546	0616	0646	0716	0724
Green Lake		0553	0623	0653	0723	0753
Charlie St		0602	0632	0702	0732	0802
Woodford		0608	0638	0708	0738	0808
Newark		0620	0650	0720	0750	0820
Dover St		0627	0657	0727	0757	0827
Clapham		0645	0715	0745	0815	0845


Afternoon Service		Montville to Clapham			
Monday to Friday					
Montville		1432	1502	1532	1602
Burleigh		1454	1524	1554	1624
Green Lake		1501	1531	1601	1631
Charlie St		1510	---	1610	1640
Woodford		1516	1544	1616	1646
Newark		1528	1556	---	1658
Dover St		1535	1603	1633	1705
Clapham		1553	1621	1651	1723

1. What time does the last train of the morning leave Montville?
2. Lisa needs to get from Green Lake to Woodford in the morning. How long will the journey take?
3. Dan needs to get to Clapham as early as he can. What time is the earliest time he can get there by train?
4. Mary lives in Burleigh and has a meeting in Newark at 7:45am. Which train should she get?
5. Graham catches the 1502 train from Montville and gets off at Dover St. How many stops does the train make along the way?
6. The trip between which two stations is longest? How long is it in minutes?
7. Why do two of the afternoon trains have a shorter journey time than the other two?



# Reading a Timetable **Answers**

Use the timetable below to answer the questions.



Morning Service		Montville to Clapham				
Monday to Friday						
Montville		0524	0554	0624	0654	0724
Burleigh		0546	0616	0646	0716	0724
Green Lake		0553	0623	0653	0723	0753
Charlie St		0602	0632	0702	0732	0802
Woodford		0608	0638	0708	0738	0808
Newark		0620	0650	0720	0750	0820
Dover St		0627	0657	0727	0757	0827
Clapham		0645	0715	0745	0815	0845

Afternoon Service		Montville to Clapham			
Monday to Friday					
Montville		1432	1502	1532	1602
Burleigh		1454	1524	1554	1624
Green Lake		1501	1531	1601	1631
Charlie St		1510	---	1610	1640
Woodford		1516	1544	1616	1646
Newark		1528	1556	---	1658
Dover St		1535	1603	1633	1705
Clapham		1553	1621	1651	1723

1. What time does the last train of the morning leave Montville? **7:42am**
2. Lisa needs to get from Green Lake to Woodford in the morning. How long will the journey take? **15 minutes**
3. Dan needs to get to Clapham as early as he can. What time is the earliest time he can get there by train? **6:45am**
4. Mary lives in Burleigh and has a meeting in Newark at 7:45am. Which train should she get? **0646 train**
5. Graham catches the 1502 train from Montville and gets off at Dover St. How many stops does the train make along the way? **4 stops + his final stop in Dover St**
6. The trip between which two stations is longest? How long is it in minutes? **Montville to Burleigh 22 minutes**
7. Why do two of the afternoon trains have a shorter journey time than the other two? **Two of the afternoon trains make fewer stops**

