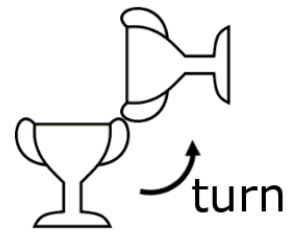

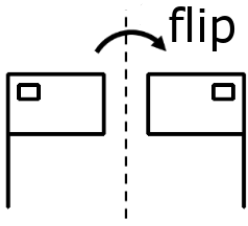
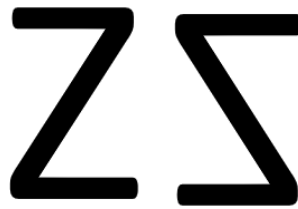



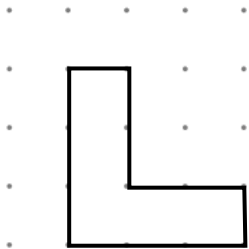
Flips, Slides and Turns



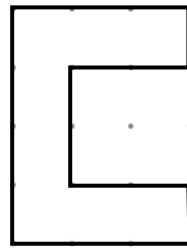
Write 'flip', 'slide' or 'turn' under each shape to show how each has been moved.



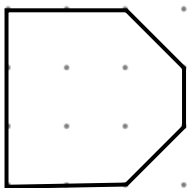
Draw to show what each shape would look like after the following movement.



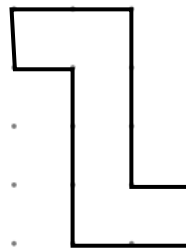
flip



turn



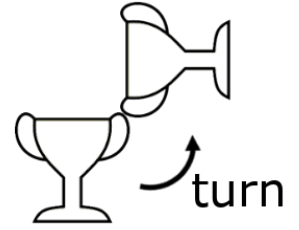

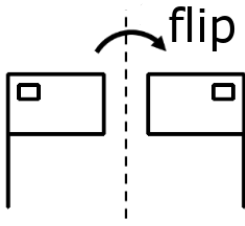
turn



flip



Flips, Slides and Turns Answers



Write 'flip', 'slide' or 'turn' under each shape to show how each has been moved.



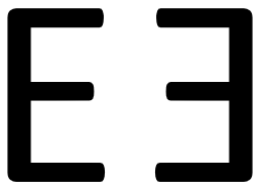
slide



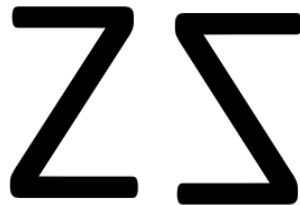
turn



turn



flip

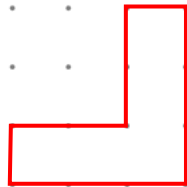
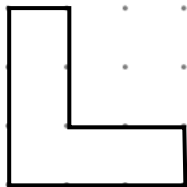


flip

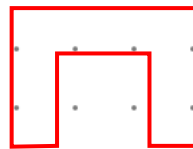


turn

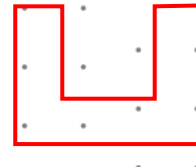
Draw to show what each shape would look like after the following movement.



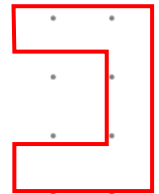
flip



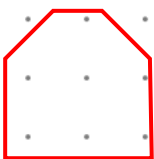
quarter turn
clockwise



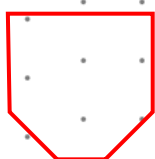
quarter turn
anti-clockwise
turn



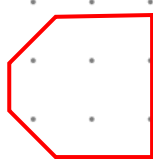
half turn



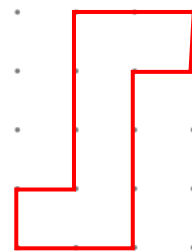
quarter turn
anti-clockwise



quarter turn
clockwise



quarter turn
clockwise



flip

