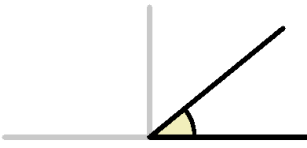


# Angles

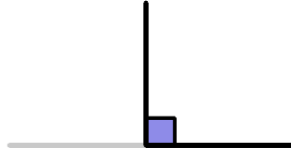
## Acute

angles are less than  $90^\circ$



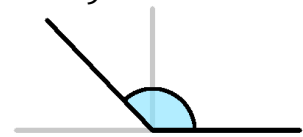
## Right

angles are exactly  $90^\circ$



## Obtuse

angles are between  $90^\circ$  and  $180^\circ$



Cut and paste the angles under the correct headings.

Acute	Right	Obtuse