


Measuring Area

**Check before
printing:**

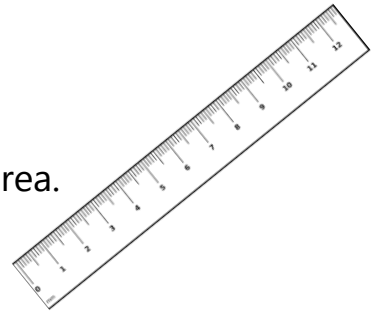


The default setting of many printers is to scale the page to a slightly smaller size (eg. 96%). For the measurements to print accurately on this resource, it must to be printed at 100% size.

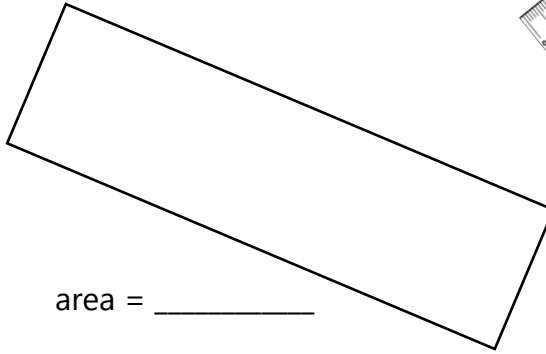
You will find the option to check/change the scale in the printer dialogue box under more settings, or printer properties. Select 'actual size', or '100%'.

Measuring Area


Use a ruler to measure the length and width of each shape.
Record the dimensions of each shape and then calculate the area.




area = _____




area = _____




area = _____




area = _____



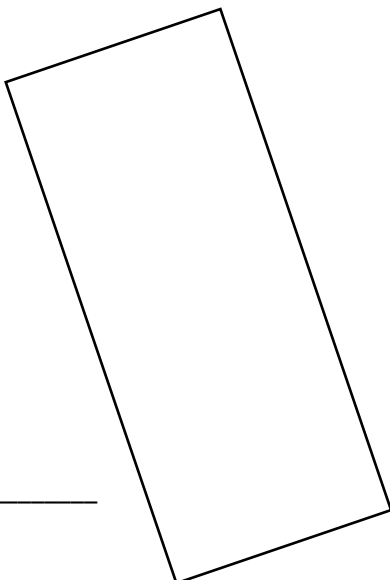
area = _____




area = _____



area = _____



area = _____



area = _____

Measuring Area **Answers**

Use a ruler to measure the length and width of each shape.

Record the dimensions of each shape and then calculate the area.

